

NSW NPWS Visitor insights



60 MILLION + DOMESTIC VISITS

to NPWS managed parks and reserves around the state. And an estimated **2.7 million** visits from **international visitors**.



16.6%

increase in domestic visits since 2016



94%

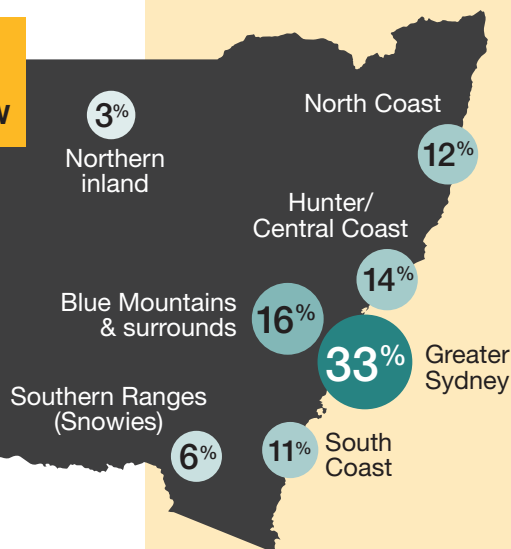
satisfied with their most recent visit



0% OF VISITS TO NATIONAL PARKS AROUND NSW

MORE THAN **870** PARKS & RESERVES

INCLUDING **225** NATIONAL PARKS



IN 2017/18:

176 THIRD PARTY EVENTS ON PARK with **77,683** ATTENDEES



304 ECO-PASS LICENSED TOUR OPERATORS ON PARK



TOP 6

MOST VISITED PARKS

- 1 Blue Mountains
- 2 Royal
- 3 Ku-ring-gai
- 4 Kosciusko
- 5 Sydney Harbour
- 6 Lane Cove

TOP 7

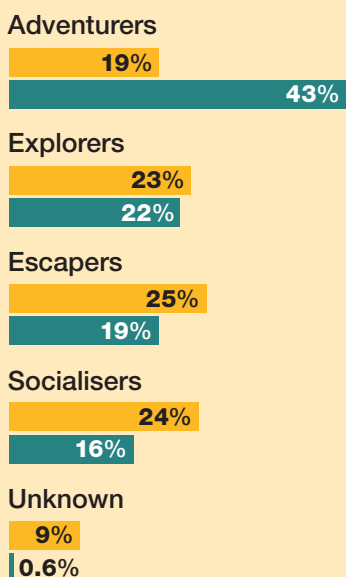
National Park activities



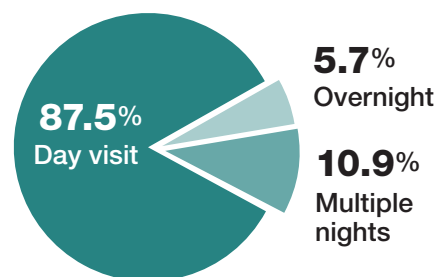
- 1 Walking
- 2 Water-based recreation
- 3 Picnics/dining
- 4 Touring/sightseeing
- 5 Camping/accommodation
- 6 Exercise/sport
- 7 Cycling

NPWS segments

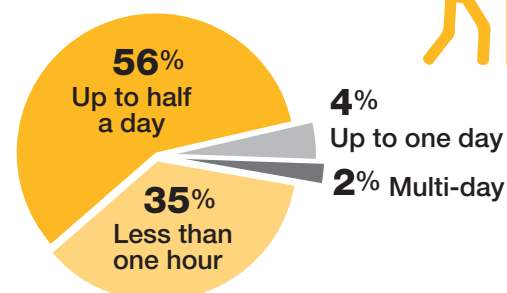
■ % of population
■ % of NPWS visits



Duration of park visit



Length of walk on park



NSW NPWS

MANAGES 7 million hectares or **9%** of NSW

GENERATES \$11 billion a year in expenditure

CENTERPIECE of NSW nature-based tourism offer which generated **\$21.3 billion** in visitor expenditure