

Easy steps to save big on power

In winter

Set your heating between 18 °C and 21°C. Each degree warmer can add 15 per cent to your heating bill.

Close curtains, blinds and doors.

Turn off your second fridge.

Dress in warmer clothing.



For more information on saving power around your home visit environment.nsw.gov.au/households


In summer

Set your air conditioning between 23°C and 26°C. Even better, use fans instead of air conditioners – or with them – to spread cool air further.

Close curtains and blinds during the day.

Open windows at night when the temperature has dropped to help clear out hot air.

Check your fridge is operating efficiently – don't overload.



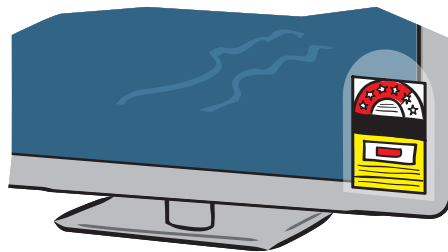
Anytime

Switch off lights when a room is empty.


Replace old lights in your home with compact fluorescent light globes.

Switch off appliances at the wall. Even phone and battery chargers still use power when left turned on.

When replacing or shopping for a new appliance, like a fridge or TV, look for the Energy Rating label – the more stars the better.



Switch off appliances at the wall



For more information visit

environment.nsw.gov.au

Contact

Environment Line 131 555

Published by
Office of Environment and Heritage
Department of Planning and Environment
59–61 Goulburn Street, Sydney
Phone: (02) 9995 5000 (switchboard)
Fax: (02) 9995 5999
TTY: (02) 9211 4723
Email: info@environment.nsw.gov.au

OEH 2014/0399 ISBN 978 1 74293 295 8 May 2014



Office of
Environment
& Heritage



Easy tips to save power around your home

Did you know that the average NSW home produces 8000 kilograms of carbon emissions every year? There are simple steps you can take around your home to lower your power bills and reduce your impact on our environment.




In the kitchen

- Only use the dishwasher when it is full, use the energy-saving setting and let dishes air-dry.
- Cook with the microwave instead of the stove or oven – a microwave uses less power.
- Set your fridge at 3°C to 4°C and your freezer at -15°C to -18°C.
- Keep fridge door seals clean and replace if worn.
- Keep fridge ventilated, allow room for air to circulate on all sides.
- Use lids on pots to speed up cooking.

In the bathroom and laundry

- Wash clothes in cold water, they get just as clean.
- Hang your clothes to dry instead of using the dryer.
- Install a water efficient shower head and keep your showers to a few minutes – this will reduce the amount of hot water you are using.
- Fix leaking taps and insulate hot water pipes.



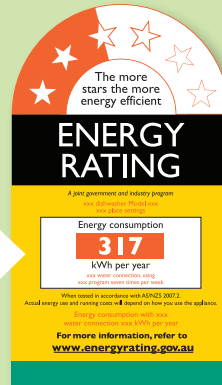
In living areas

- Turn off lights when you leave a room.
- Switch off TVs, entertainment systems and computers at the power point when you're not using them – don't leave them on 'stand-by'.
- Use a power board with a switch and make sure you can reach it.

Next time you are looking for a new electrical appliance make a Smarter Choice and ask yourself:
How much will that appliance really cost?
Price isn't everything. Check the running costs before you buy.

Low score saves more

The lower the energy consumption score, the less electricity the appliance uses, and the cheaper it will be to run.



More stars, more savings

When comparing similar sized products look for more stars and save money.

Check the running costs before you buy a new appliance:

