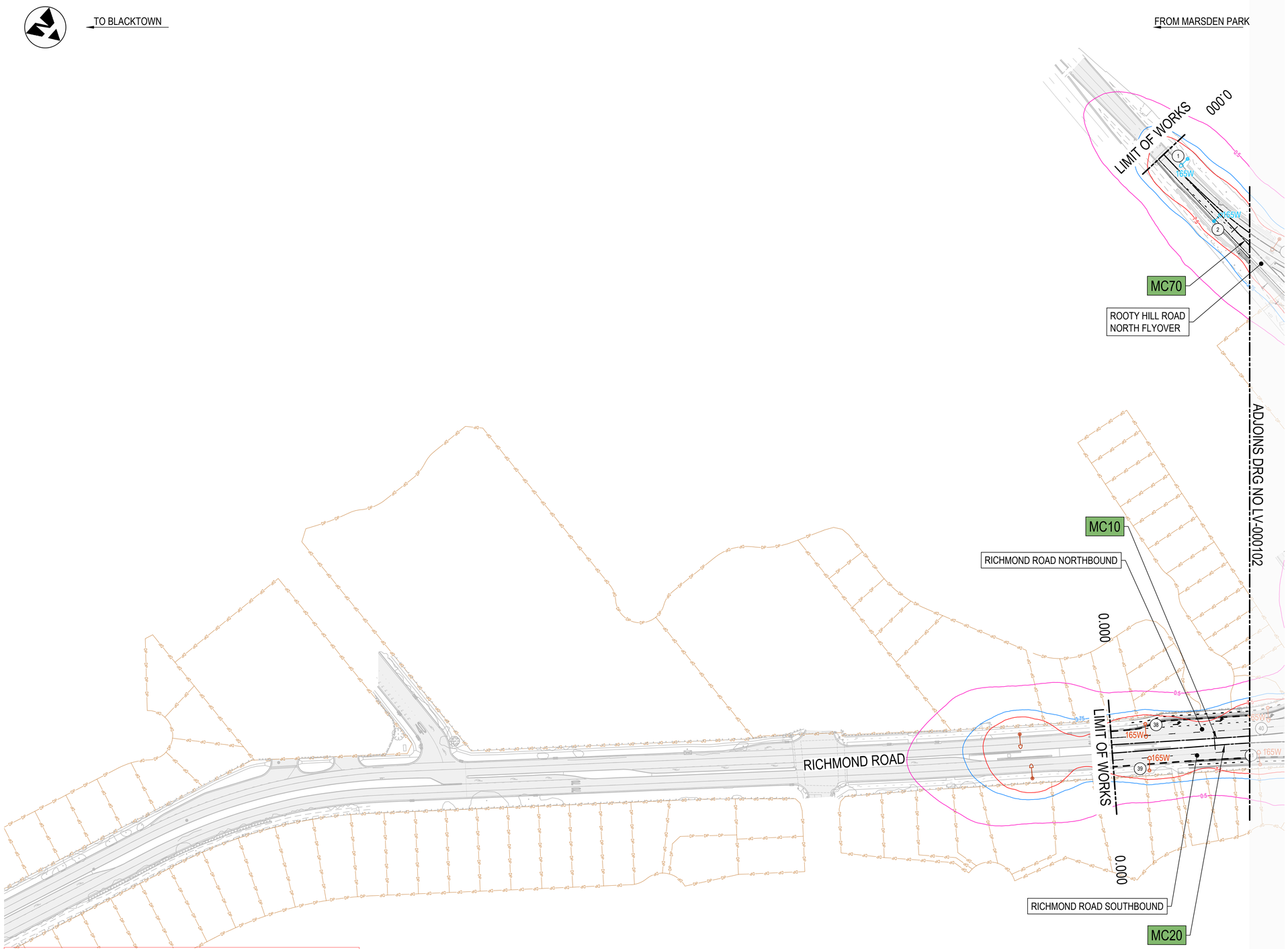

DRAWING COLOUR CODED - PRINT ALL COPIES IN COLOUR

LEGEND

- ROAD DESIGN
- MC10 — CONTROL LINE TAG
- CONTROL LINE
- EXISTING CADASTRAL BOUNDARY
- SURVEY
- 165W — EXISTING LIGHTING POLE TO BE RETAINED. LUMINAIRE TO BE UPGRADED
- 165W — PROPOSED NEW LIGHTING POLE
- EXISTING LIGHTING POLE TO BE REMOVED
- BM — BARRIER MOUNTED POLE
- 0.5 LUX CONTOUR
- 3.75 LUX CONTOUR
- 7.5 LUX CONTOUR
- 156 — LIGHT POLE NUMBER

NOTES:

1. FOR GENERAL NOTES REFER TO DRAWING GN-DRG-000021 & 000022.
2. FOR TYPICAL CROSS SECTIONS REFER TO DRAWINGS RW-DRG-000011 TO RW-DRG-000016.
3. THESE DRAWINGS ARE TO BE READ IN CONJUNCTION WITH THE CONCEPT DESIGN REPORT.

KEY PLAN

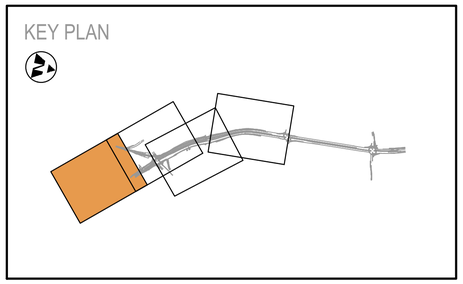

OFFICIAL: SENSITIVE NSW GOVERNMENT

NOT FOR CONSTRUCTION

FILE NAME: RRM7Y2T-STANA-0537-LV-DRG-000101.dwg

PLOT DATE & TIME: 07/02/2025 1:03:10 PM

REFERENCES:

RRM7Y2T-STANA-0537-DE-M3D-000001

RRM7Y2T-STANA-0537-GN-MDD-000001
RRM7Y2T-STANA-0537-RW-MDD-000001
RRM7Y2T-STANA-0537-SU-MDD-000001
RRM7Y2T-STANA-0537-SU-MDD-000011
RRM7Y2T-STANA-0537-SU-MDD-000012
RRM7Y2T-STANA-0537-SU-MDD-000013
RRM7Y2T-STANA-0537-SU-MDD-000014
RRM7Y2T-STANA-0537-RW-MDD-000002
RRM7Y2T-STANA-0537-LV-MDD-000001
RRM7Y2T-STANA-0537-LV-MDD-000020
RRM7Y2T-STANA-0537-GN-MDD-000002
RRM7Y2T-STANA-0537-GN-MDD-000101

THIS DRAWING MAY BE PREPARED IN COLOUR AND MAY BE INCOMPLETE IF COPIED.

REV	DESCRIPTION	DESIGNER INITIAL/DATE	VERIFIED INITIAL/DATE	APPROVED INITIAL/DATE
C	ISSUED FOR 100% SUBMISSION - COMMENT CLOSE OUT	YM/ 07.02.25	RS/ 07.02.25	AN/ 07.02.25
B	ISSUED FOR 100% SUBMISSION	YM/ 09.12.24	RS/ 09.12.24	AN/ 09.12.24
A	ISSUED FOR 80% SUBMISSION	YM/ 05.08.24	S.N/ 05.08.24	JF/ 05.08.24

COORDINATE SYSTEM: MGA2020 ZONE 56 GDA2020

HEIGHT DATUM: AHD

SCALE: AS SHOWN

0 20 40 60m
SCALE 1:1000 @A1

DESIGN LOT CODE:

CLIENT:

NSW GOVERNMENT | Transport for NSW

PREPARED FOR:

This drawing and the related information have been prepared by, or at the request of, Transport for NSW for a specific purpose and may not be used for any purpose other than the purpose intended by Transport for NSW.
Transport for NSW does not provide any warranties and accepts no liability arising out of the use of this drawing or any of the related information for any purpose other than the intended purpose. This drawing is protected by copyright and no part of this drawing may be reproduced in any form without the express written permission of Transport for NSW.

Stantec
LVL 9, 203 PACIFIC HWY
ST. LEONARDS, SYDNEY, NSW
TRANSPORT

DRAWN	A.RODRIGUEZ	07.02.25
DESIGNED	Y.MOHAMED	07.02.25
DRG CHECK	K.CURLEY	07.02.25
DESIGN CHECK	R.SHARIAR	07.02.25
PROJ/DES MNGR	J.FONG	07.02.25
APPROVED	A.NEWMAN	07.02.25

BLACKTOWN CITY COUNCIL

MR537 RICHMOND ROAD - M7
RICHMOND ROAD WIDENING, BETWEEN M7 & TOWNSON RD
ROAD LIGHTING

PLANS

SHEET 1

DRAWING SET No: DS2024/000705	PART:	SHEET: 1 OF 6	A1
STATUS: 100% CONCEPT DESIGN	BRIDGE No:		©

DRG No.	REV	VER	EDMS No.	AMD No.
RRM7Y2T-STANA-0537-LV-DRG-000101	C	.		

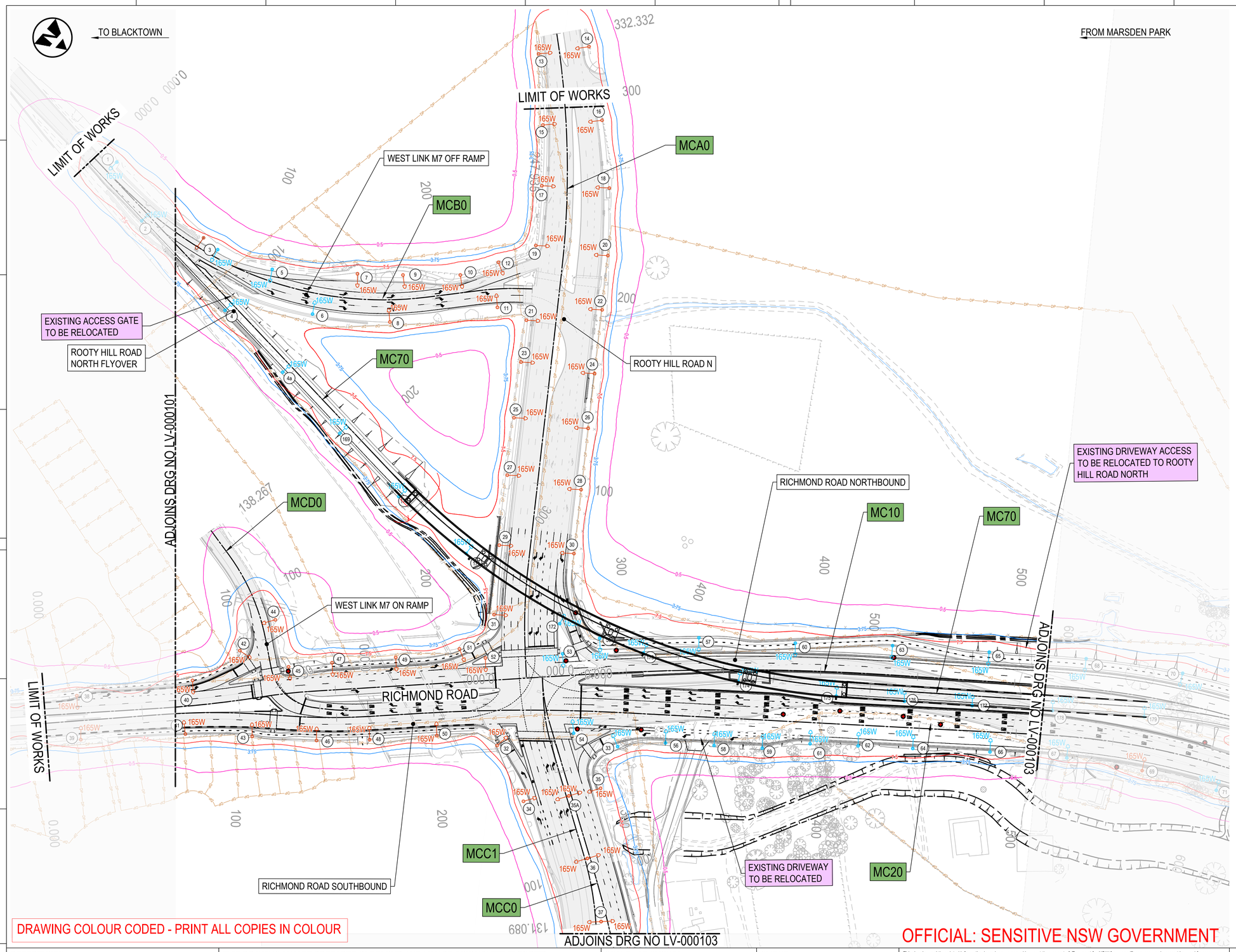

LEGEND

- ROAD DESIGN
- MC10 — CONTROL LINE TAG
- CONTROL LINE
- EXISTING CADASTRAL BOUNDARY
- SURVEY
- 165W — EXISTING LIGHTING POLE TO BE RETAINED. LUMINAIRE TO BE UPGRADED
- 165W — PROPOSED NEW LIGHTING POLE
- EXISTING LIGHTING POLE TO BE REMOVED
- BM — BARRIER MOUNTED POLE
- 0.5 LUX CONTOUR
- 3.75 LUX CONTOUR
- 7.5 LUX CONTOUR
- 156 — LIGHT POLE NUMBER

NOTES:

1. FOR GENERAL NOTES REFER TO DRAWING GN-DRG-000021 & 000022.
2. FOR TYPICAL CROSS SECTIONS REFER TO DRAWINGS RW-DRG-000011 TO RW-DRG-000016.
3. THESE DRAWINGS ARE TO BE READ IN CONJUNCTION WITH THE CONCEPT DESIGN REPORT.

KEY PLAN

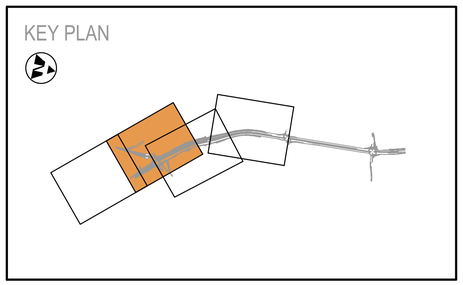

DRAWING COLOUR CODED - PRINT ALL COPIES IN COLOUR

OFFICIAL: SENSITIVE NSW GOVERNMENT

NOT FOR CONSTRUCTION

FILE NAME: RRM7Y2T-STANA-0537-LV-DRG-000102.dwg

PLOT DATE & TIME: 07/02/2025 1:03:35 PM

REFERENCES:

RRM7Y2T-STANA-0537-DE-M3D-000001

RRM7Y2T-STANA-0537-GN-MCD-000001
RRM7Y2T-STANA-0537-GN-MCD-000002
RRM7Y2T-STANA-0537-GN-MCD-000010
RRM7Y2T-STANA-0537-LV-MCD-000030
RRM7Y2T-STANA-0537-RW-MCD-000011
RRM7Y2T-STANA-0537-RW-MCD-000012
RRM7Y2T-STANA-0537-SI-MCD-000001
RRM7Y2T-STANA-0537-SI-MCD-000002
RRM7Y2T-STANA-0537-SI-MCD-000004
RRM7Y2T-STANA-0537-SI-MCD-000005
RRM7Y2T-STANA-0537-LV-MCD-000020
RRM7Y2T-STANA-0537-LV-MCD-000001
RRM7Y2T-STANA-0537-LV-MCD-000010
RRM7Y2T-STANA-0537-BR-MCD-000001

THIS DRAWING MAY BE PREPARED IN COLOUR AND MAY BE INCOMPLETE IF COPIED.

REV	DESCRIPTION	DESIGNER INITIAL/DATE	VERIFIED INITIAL/DATE	APPROVED INITIAL/DATE
C	ISSUED FOR 100% SUBMISSION - COMMENT CLOSE OUT	YM/ 07.02.25	RS/ 07.02.25	AN/ 07.02.25
B	ISSUED FOR 100% SUBMISSION	YM/ 09.12.24	RS/ 09.12.24	AN/ 09.12.24
A	ISSUED FOR 80% SUBMISSION	YM/ 05.08.24	S.N/ 05.08.24	JF/ 05.08.24

COORDINATE SYSTEM: MGA2020 ZONE 56 GDA2020

HEIGHT DATUM: AHD

SCALE: AS SHOWN

0 20 40 60m
SCALE 1:1000 @A1

DESIGN LOT CODE:

CLIENT:

NSW GOVERNMENT Transport for NSW

PREPARED FOR:

This drawing and the related information have been prepared by, or at the request of, Transport for NSW for a specific purpose and may not be used for any purpose other than the purpose intended by Transport for NSW.
Transport for NSW does not provide any warranties and accepts no liability arising out of the use of this drawing or any of the related information for any purpose other than the intended purpose. This drawing is protected by copyright and no part of this drawing may be reproduced in any form without the express written permission of Transport for NSW.

Stantec
LVL 9, 203 PACIFIC HWY
ST. LEONARDS, SYDNEY, NSW
TRANSPORT

DRAWN	A.RODRIGUEZ	07.02.25
DESIGNED	Y.MOHAMED	07.02.25
DRG CHECK	K.CURLEY	07.02.25
DESIGN CHECK	R.SHARIAR	07.02.25
PROJ/DES MNGR	J.FONG	07.02.25
APPROVED	A.NEWMAN	07.02.25

BLACKTOWN CITY COUNCIL

MR537 RICHMOND ROAD - M7
RICHMOND ROAD WIDENING, BETWEEN M7 & TOWNSON RD
ROAD LIGHTING

PLANS

SHEET 2

DRAWING SET No: DS2024/000705	PART:	SHEET: 2 OF 6	A1
STATUS: 100% CONCEPT DESIGN	BRIDGE No:		©

DRG No.	REV	VER	EDMS No.	AMD No.
RRM7Y2T-STANA-0537-LV-DRG-000102	C	.		

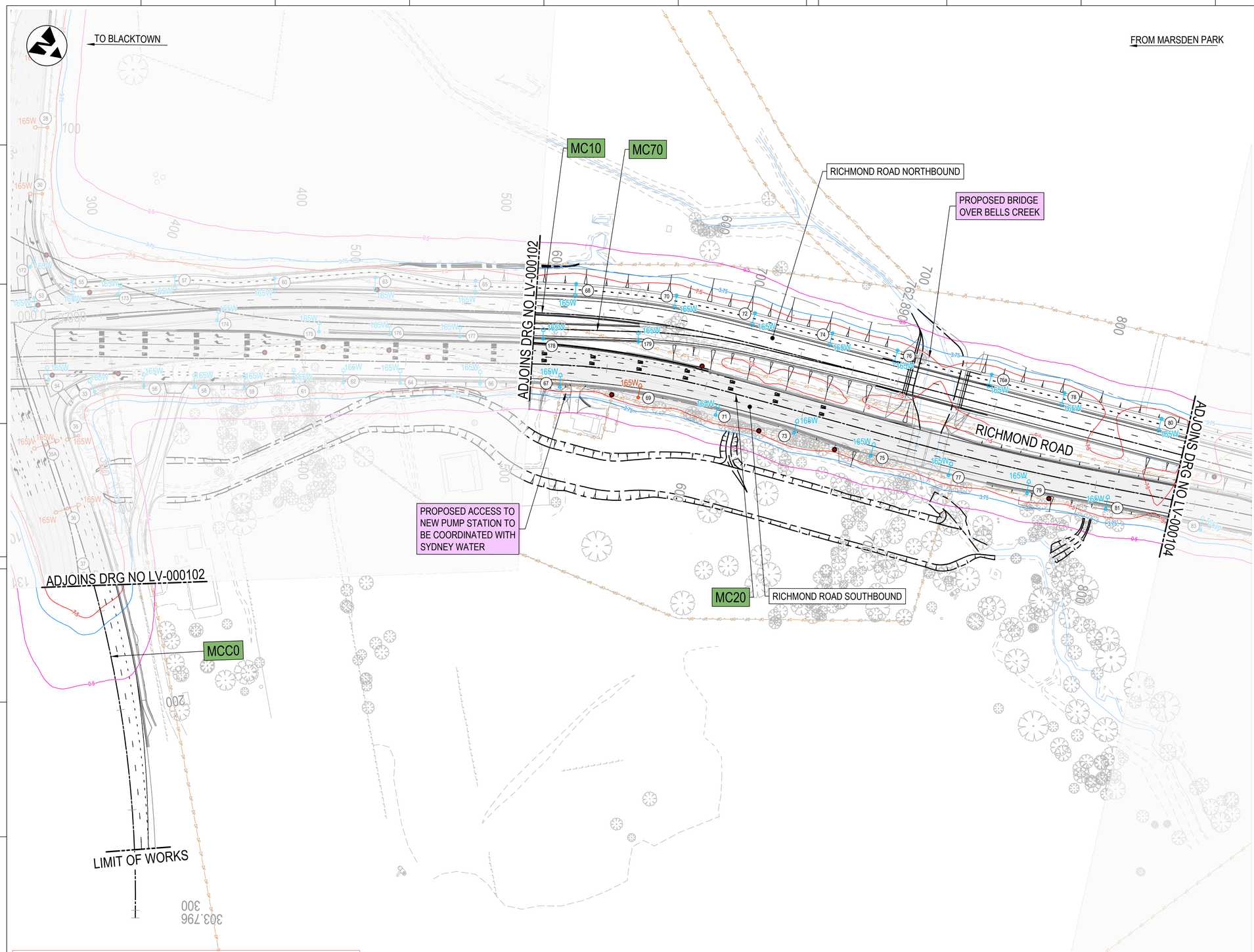

LEGEND

- ROAD DESIGN
- MC10 — CONTROL LINE TAG
- CONTROL LINE
- EXISTING CADASTRAL BOUNDARY
- SURVEY
- 165W — EXISTING LIGHTING POLE TO BE RETAINED. LUMINAIRE TO BE UPGRADED
- 165W — PROPOSED NEW LIGHTING POLE
- EXISTING LIGHTING POLE TO BE REMOVED
- BM — BARRIER MOUNTED POLE
- 0.5 LUX CONTOUR
- 3.75 LUX CONTOUR
- 7.5 LUX CONTOUR
- 156 — LIGHT POLE NUMBER

NOTES:

1. FOR GENERAL NOTES REFER TO DRAWING GN-DRG-000021 & 000022.
2. FOR TYPICAL CROSS SECTIONS REFER TO DRAWINGS RW-DRG-000011 TO RW-DRG-000016.
3. THESE DRAWINGS ARE TO BE READ IN CONJUNCTION WITH THE CONCEPT DESIGN REPORT.

KEY PLAN

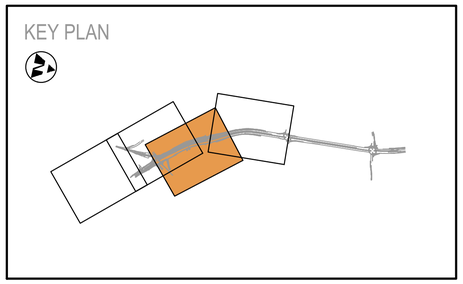

DRAWING COLOUR CODED - PRINT ALL COPIES IN COLOUR

OFFICIAL: SENSITIVE NSW GOVERNMENT

NOT FOR CONSTRUCTION

FILE NAME: RRM7Y2T-STANA-0537-LV-DRG-000103.dwg

PLOT DATE & TIME: 07/02/2025 1:03:59 PM

REFERENCES:

RRM7Y2T-STANA-0537-DE-M3D-000001

RRM7Y2T-STANA-0537-GN-MZD-000001
RRM7Y2T-STANA-0537-GN-MZD-000002
RRM7Y2T-STANA-0537-RW-MZD-000010
RRM7Y2T-STANA-0537-RW-MZD-000030
RRM7Y2T-STANA-0537-RW-MZD-000011
RRM7Y2T-STANA-0537-SU-MZD-000001
RRM7Y2T-STANA-0537-SU-MZD-000002
RRM7Y2T-STANA-0537-SU-MZD-000004
RRM7Y2T-STANA-0537-LV-MZD-000030
RRM7Y2T-STANA-0537-LV-MZD-000031
RRM7Y2T-STANA-0537-GN-MZD-001001

THIS DRAWING MAY BE PREPARED IN COLOUR AND MAY BE INCOMPLETE IF COPIED.

REV	DESCRIPTION	DESIGNER INITIAL/DATE	VERIFIED INITIAL/DATE	APPROVED INITIAL/DATE
C	ISSUED FOR 100% SUBMISSION - COMMENT CLOSE OUT	YM/ 07.02.25	RS/ 07.02.25	AN/ 07.02.25
B	ISSUED FOR 100% SUBMISSION	YM/ 09.12.24	RS/ 09.12.24	AN/ 09.12.24
A	ISSUED FOR 80% SUBMISSION	YM/ 05.08.24	S.N/ 05.08.24	JF/ 05.08.24

COORDINATE SYSTEM: MGA2020 ZONE 56 GDA2020

HEIGHT DATUM: AHD

SCALE: AS SHOWN

0 20 40 60m
SCALE 1:1000 @A1

DESIGN LOT CODE:

CLIENT:

NSW GOVERNMENT | Transport for NSW

PREPARED FOR:

This drawing and the related information have been prepared by, or at the request of, Transport for NSW for a specific purpose and may not be used for any purpose other than the purpose intended by Transport for NSW.
Transport for NSW does not provide any warranties and accepts no liability arising out of the use of this drawing or any of the related information for any purpose other than the intended purpose. This drawing is protected by copyright and no part of this drawing may be reproduced in any form without the express written permission of Transport for NSW.

Stantec

LVL 9, 203 PACIFIC HWY
ST. LEONARDS, SYDNEY, NSW
TRANSPORT

DRAWN	A.RODRIGUEZ	07.02.25
DESIGNED	Y.MOHAMED	07.02.25
DRG CHECK	K.CURLEY	07.02.25
DESIGN CHECK	R.SHARIAR	07.02.25
PROJ/DES MNGR	J.FONG	07.02.25
APPROVED	A.NEWMAN	07.02.25

BLACKTOWN CITY COUNCIL

MR537 RICHMOND ROAD - M7
RICHMOND ROAD WIDENING, BETWEEN M7 & TOWNSON RD
ROAD LIGHTING
PLANS
SHEET 3

DRAWING SET No: DS2024/000705	PART:	SHEET: 3 OF 6	A1
STATUS: 100% CONCEPT DESIGN	BRIDGE No:		©

DRG No.	REV	VER	EDMS No.	AMD No.
RRM7Y2T-STANA-0537-LV-DRG-000103	C	.		

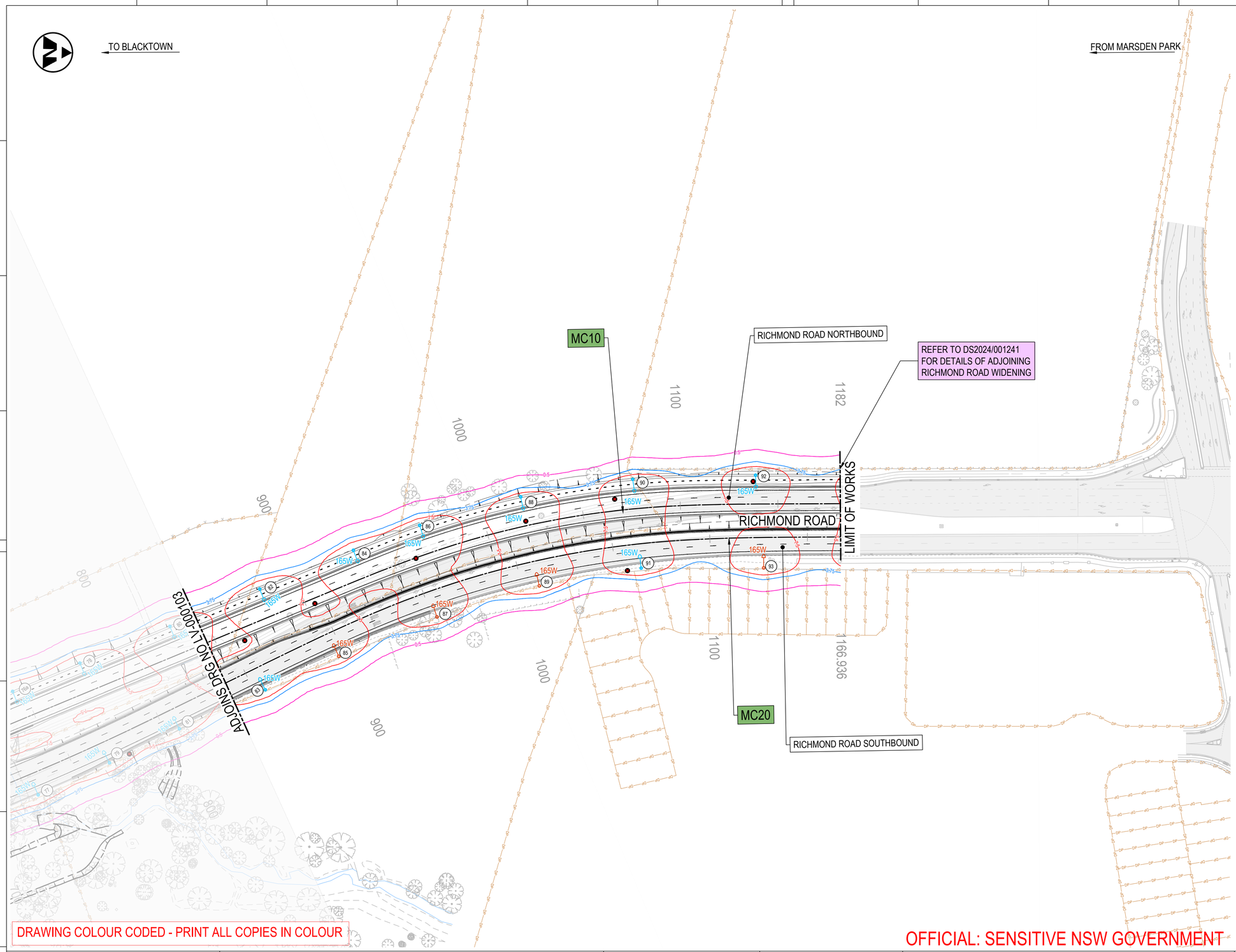

LEGEND

- ROAD DESIGN
- MC10 — CONTROL LINE TAG
- CONTROL LINE
- EXISTING CADASTRAL BOUNDARY
- SURVEY
- 165W — EXISTING LIGHTING POLE TO BE RETAINED. LUMINAIRE TO BE UPGRADED
- 165W — PROPOSED NEW LIGHTING POLE
- EXISTING LIGHTING POLE TO BE REMOVED
- BM — BARRIER MOUNTED POLE
- 0.5 LUX CONTOUR
- 3.75 LUX CONTOUR
- 7.5 LUX CONTOUR
- 156 — LIGHT POLE NUMBER

NOTES:

1. FOR GENERAL NOTES REFER TO DRAWING GN-DRG-000021 & 000022.
2. FOR TYPICAL CROSS SECTIONS REFER TO DRAWINGS RW-DRG-000011 TO RW-DRG-000016.
3. THESE DRAWINGS ARE TO BE READ IN CONJUNCTION WITH THE CONCEPT DESIGN REPORT.

KEY PLAN

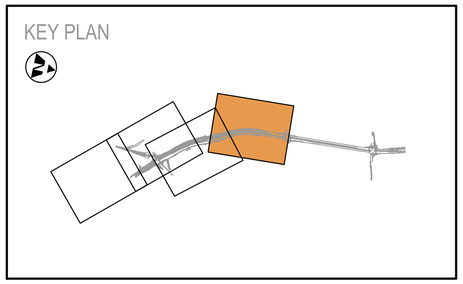

DRAWING COLOUR CODED - PRINT ALL COPIES IN COLOUR

OFFICIAL: SENSITIVE NSW GOVERNMENT

NOT FOR CONSTRUCTION

FILE NAME: RRM7Y2T-STANA-0537-LV-DRG-000104.dwg

PLOT DATE & TIME: 07/02/2025 1:04:23 PM

REFERENCES:

RRM7Y2T-STANA-0537-DE-M3D-000001

RRM7Y2T-STANA-0537-GN-MD2D-000001
RRM7Y2T-STANA-0537-GN-MD2D-000002
RRM7Y2T-STANA-0537-RW-MD2D-000001
RRM7Y2T-STANA-0537-LV-MD2D-000001
RRM7Y2T-STANA-0537-RW-MD2D-000011
RRM7Y2T-STANA-0537-SI-MD2D-000001
RRM7Y2T-STANA-0537-SI-MD2D-000002
RRM7Y2T-STANA-0537-SI-MD2D-000004
RRM7Y2T-STANA-0537-SI-MD2D-000006
RRM7Y2T-STANA-0537-LV-MD2D-000001
RRM7Y2T-STANA-0537-LV-MD2D-000020
RRM7Y2T-STANA-0537-GN-MD2D-001001

THIS DRAWING MAY BE PREPARED IN COLOUR AND MAY BE INCOMPLETE IF COPIED.

REV	DESCRIPTION	DESIGNER INITIAL/DATE	VERIFIED INITIAL/DATE	APPROVED INITIAL/DATE
C	ISSUED FOR 100% SUBMISSION - COMMENT CLOSE OUT	YM/ 07.02.25	RS/ 07.02.25	AN/ 07.02.25
B	ISSUED FOR 100% SUBMISSION	YM/ 09.12.24	RS/ 09.12.24	AN/ 09.12.24
A	ISSUED FOR 80% SUBMISSION	YM/ 05.08.24	S.N/ 05.08.24	JF/ 05.08.24

COORDINATE SYSTEM: MGA2020 ZONE 56 GDA2020

HEIGHT DATUM: AHD

SCALE: AS SHOWN

0 20 40 60m
SCALE 1:1000 @A1

DESIGN LOT CODE:

CLIENT:

NSW GOVERNMENT | Transport for NSW

PREPARED FOR:

This drawing and the related information have been prepared by, or at the request of, Transport for NSW for a specific purpose and may not be used for any purpose other than the purpose intended by Transport for NSW.
Transport for NSW does not provide any warranties and accepts no liability arising out of the use of this drawing or any of the related information for any purpose other than the intended purpose. This drawing is protected by copyright and no part of this drawing may be reproduced in any form without the express written permission of Transport for NSW.

Stantec

LVL 9, 203 PACIFIC HWY
ST. LEONARDS, SYDNEY, NSW
TRANSPORT

DRAWN	A.RODRIGUEZ	07.02.25
DESIGNED	Y.MOHAMED	07.02.25
DRG CHECK	K.CURLEY	07.02.25
DESIGN CHECK	R.SHARIAR	07.02.25
PROJ/DES MNGR	J.FONG	07.02.25
APPROVED	A.NEWMAN	07.02.25

BLACKTOWN CITY COUNCIL

MR537 RICHMOND ROAD - M7

RICHMOND ROAD WIDENING, BETWEEN M7 & TOWNSON RD

ROAD LIGHTING

PLANS

SHEET 4

DRAWING SET No: DS2024/000705	PART:	SHEET: 4 OF 6	A1
STATUS: 100% CONCEPT DESIGN	BRIDGE No:		©
DRG No. RRM7Y2T-STANA-0537-LV-DRG-000104	REV C	VER .	EDMS No. / AMD No.

POLE NO.	LUMINAIRE TYPE	X	Y	NO. OF LUMINAIRE	AEROSCREEN TYPE	TREATMENT	ORIENT(°)	TILT(°)	MOUNTING HEIGHT (M)	POLE MATERIAL	COLUMN FOUNDATION TYPE	OUTREACH LENGTH (M)	OUTREACH TYPE
1	ROADLED 165W 4K 21755	EXISTING	EXISTING	1	YES	EXISTING	EXISTING	5	10.5	GALVANISED STEEL	EXISTING	4.5	SINGLE
2	ROADLED 165W 4K 21755	300655.357	6265049.701	1	YES	PROPOSED	274°	5	10.5	GALVANISED STEEL	IMPACT ABSORBING	3.0	SINGLE
3	ROADLED 165W 4K 21755	300640.133	6265088.634	1	YES	PROPOSED	77°	5	10.5	GALVANISED STEEL	IMPACT ABSORBING	4.5	SINGLE
4	ROADLED 165W 4K 21755	300660.796	6265112.333	1	YES	PROPOSED	274°	5	10.5	GALVANISED STEEL	IMPACT ABSORBING	3.0	SINGLE
4A	ROADLED 165W 4K 21755	300664.511	6265155.688	2	YES	PROPOSED	274°	5					
5	ROADLED 165W 4K 21755	300628.804	6265116.24	1	YES	PROPOSED	58°	5	10.5	GALVANISED STEEL	IMPACT ABSORBING	4.5	SINGLE
6	ROADLED 165W 4K 21755	300631.966	6265147.049	1	YES	PROPOSED	77°	5	10.5	GALVANISED STEEL	IMPACT ABSORBING	4.5	SINGLE
7	ROADLED 165W 4K 21755	EXISTING	EXISTING	1	YES	EXISTING	EXISTING	5	10.5	GALVANISED STEEL	EXISTING	4.5	SINGLE
8	ROADLED 165W 4K 21755	EXISTING	EXISTING	1	YES	EXISTING	EXISTING	5	10.5	GALVANISED STEEL	EXISTING	4.5	SINGLE
9	ROADLED 165W 4K 21755	EXISTING	EXISTING	1	YES	EXISTING	EXISTING	5	10.5	GALVANISED STEEL	EXISTING	4.5	SINGLE
10	ROADLED 165W 4K 21755	EXISTING	EXISTING	1	YES	EXISTING	EXISTING	5	10.5	GALVANISED STEEL	EXISTING	4.5	SINGLE
11	ROADLED 165W 4K 21755	EXISTING	EXISTING	1	YES	EXISTING	EXISTING	5	10.5	GALVANISED STEEL	EXISTING	4.5	SINGLE
12	ROADLED 165W 4K 21755	EXISTING	EXISTING	1	YES	EXISTING	EXISTING	5	10.5	GALVANISED STEEL	EXISTING	4.5	SINGLE
13	ROADLED 165W 4K 21755	EXISTING	EXISTING	1	YES	EXISTING	EXISTING	5	10.5	GALVANISED STEEL	EXISTING	4.5	SINGLE
14	ROADLED 165W 4K 21755	EXISTING	EXISTING	1	YES	EXISTING	EXISTING	5	10.5	GALVANISED STEEL	EXISTING	4.5	SINGLE
15	ROADLED 165W 4K 21755	EXISTING	EXISTING	1	YES	EXISTING	EXISTING	5	10.5	GALVANISED STEEL	EXISTING	4.5	SINGLE
16	ROADLED 165W 4K 21755	EXISTING	EXISTING	1	YES	EXISTING	EXISTING	5	10.5	GALVANISED STEEL	EXISTING	4.5	SINGLE
17	ROADLED 165W 4K 21755	EXISTING	EXISTING	1	YES	EXISTING	EXISTING	5	10.5	GALVANISED STEEL	EXISTING	4.5	SINGLE
18	ROADLED 165W 4K 21755	EXISTING	EXISTING	1	YES	EXISTING	EXISTING	5	10.5	GALVANISED STEEL	EXISTING	4.5	SINGLE
19	ROADLED 165W 4K 21755	EXISTING	EXISTING	1	YES	EXISTING	EXISTING	5	10.5	GALVANISED STEEL	EXISTING	4.5	SINGLE
20	ROADLED 165W 4K 21755	EXISTING	EXISTING	1	YES	EXISTING	EXISTING	5	10.5	GALVANISED STEEL	EXISTING	4.5	SINGLE
21	ROADLED 165W 4K 21755	EXISTING	EXISTING	1	YES	EXISTING	EXISTING	5	10.5	GALVANISED STEEL	EXISTING	4.5	SINGLE
22	ROADLED 165W 4K 21755	EXISTING	EXISTING	1	YES	EXISTING	EXISTING	5	10.5	GALVANISED STEEL	EXISTING	4.5	SINGLE
23	ROADLED 165W 4K 21755	EXISTING	EXISTING	1	YES	EXISTING	EXISTING	5	10.5	GALVANISED STEEL	EXISTING	4.5	SINGLE
24	ROADLED 165W 4K 21755	EXISTING	EXISTING	1	YES	EXISTING	EXISTING	5	10.5	GALVANISED STEEL	EXISTING	4.5	SINGLE
25	ROADLED 165W 4K 21755	EXISTING	EXISTING	1	YES	EXISTING	EXISTING	5	10.5	GALVANISED STEEL	EXISTING	4.5	SINGLE
26	ROADLED 165W 4K 21755	EXISTING	EXISTING	1	YES	EXISTING	EXISTING	5	10.5	GALVANISED STEEL	EXISTING	4.5	SINGLE
27	ROADLED 165W 4K 21755	EXISTING	EXISTING	1	YES	EXISTING	EXISTING	5	10.5	GALVANISED STEEL	EXISTING	4.5	SINGLE
28	ROADLED 165W 4K 21755	EXISTING	EXISTING	1	YES	EXISTING	EXISTING	5	10.5	GALVANISED STEEL	EXISTING	4.5	SINGLE
29	ROADLED 165W 4K 21755	EXISTING	EXISTING	1	YES	EXISTING	EXISTING	5	10.5	GALVANISED STEEL	EXISTING	4.5	SINGLE
30	ROADLED 165W 4K 21755	EXISTING	EXISTING	1	YES	EXISTING	EXISTING	5	10.5	GALVANISED STEEL	EXISTING	4.5	SINGLE
31	ROADLED 165W 4K 21755	EXISTING	EXISTING	1	YES	EXISTING	EXISTING	5	10.5	GALVANISED STEEL	EXISTING	4.5	SINGLE
32	ROADLED 165W 4K 21755	EXISTING	EXISTING	1	YES	EXISTING	EXISTING	5	10.5	GALVANISED STEEL	EXISTING	4.5	SINGLE
33	ROADLED 165W 4K 21755	300691.833	6265412.685	1	YES	PROPOSED	206°	5	12.0	GALVANISED STEEL	IMPACT ABSORBING	4.5	SINGLE
34	ROADLED 165W 4K 21755	EXISTING	EXISTING	1	YES	EXISTING	EXISTING	5	10.5	GALVANISED STEEL	EXISTING	4.5	SINGLE
35	ROADLED 165W 4K 21755	EXISTING	EXISTING	1	YES	EXISTING	EXISTING	5	10.5	GALVANISED STEEL	EXISTING	4.5	SINGLE
35A	ROADLED 165W 4K 21755	EXISTING	EXISTING	1	YES	EXISTING	EXISTING	5	10.5	GALVANISED STEEL	EXISTING	4.5	DUAL
36	ROADLED 165W 4K 21755	EXISTING	EXISTING	1	YES	EXISTING	EXISTING	5	10.5	GALVANISED STEEL	EXISTING	4.5	DUAL
37	ROADLED 165W 4K 21755	EXISTING	EXISTING	1	YES	EXISTING	EXISTING	5	10.5	GALVANISED STEEL	EXISTING	4.5	DUAL
38	ROADLED 165W 4K 21755	EXISTING	EXISTING	1	YES	EXISTING	EXISTING	5	10.5	GALVANISED STEEL	EXISTING	4.5	SINGLE
39	ROADLED 165W 4K 21755	EXISTING	EXISTING	1	YES	EXISTING	EXISTING	5	10.5	GALVANISED STEEL	EXISTING	4.5	SINGLE
40	ROADLED 165W 4K 21755	EXISTING	EXISTING	1	YES	EXISTING	EXISTING	5	10.5	GALVANISED STEEL	EXISTING	4.5	SINGLE
41	ROADLED 165W 4K 21755	EXISTING	EXISTING	1	YES	EXISTING	EXISTING	5	10.5	GALVANISED STEEL	EXISTING	4.5	SINGLE
42	ROADLED 165W 4K 21755	EXISTING	EXISTING	1	YES	EXISTING	EXISTING	5	10.5	GALVANISED STEEL	EXISTING	4.5	SINGLE
43	ROADLED 165W 4K 21755	EXISTING	EXISTING	1	YES	EXISTING	EXISTING	5	10.5	GALVANISED STEEL	EXISTING	4.5	SINGLE
44	ROADLED 165W 4K 21755	EXISTING	EXISTING	1	YES	EXISTING	EXISTING	5	10.5	GALVANISED STEEL	EXISTING	4.5	SINGLE
45	ROADLED 165W 4K 21755	300774.865	6265259.507	1	YES	PROPOSED	40°	5	10.5	GALVANISED STEEL	IMPACT ABSORBING	4.5	SINGLE

DRAWING COLOUR CODED - PRINT ALL COPIES IN COLOUR

OFFICIAL: SENSITIVE NSW GOVERNMENT

NOT FOR CONSTRUCTION

FILE NAME: RRM7Y2T-STANA-0537-LV-DRG-000501.dwg

PLOT DATE & TIME: 07/02/2025 1:04:32 PM

REFERENCES:

RRM7Y2T-STANA-0537-DE-M3D-000001

QR CODE: (OPTIONAL ONLY ON APPROVED DRAWINGS)

RRM7Y2T-STANA-0537-GN-MXD-000001
RRM7Y2T-STANA-0537-LV-MXD-000040

THIS DRAWING MAY BE PREPARED IN COLOUR AND MAY BE INCOMPLETE IF COPIED.

REV	DESCRIPTION	DESIGNER INITIAL/DATE	VERIFIED INITIAL/DATE	APPROVED INITIAL/DATE
C	ISSUED FOR 100% SUBMISSION - COMMENT CLOSE OUT	YM/ 07.02.25	RS/ 07.02.25	AN/ 07.02.25
B	ISSUED FOR 100% SUBMISSION	YM/ 09.12.24	RS/ 09.12.24	AN/ 09.12.24
A	ISSUED FOR 80% SUBMISSION	YM/ 05.08.24	S.N/ 05.08.24	JF/ 05.08.24

COORDINATE SYSTEM: MGA2020 ZONE 56 GDA2020

HEIGHT DATUM: AHD

SCALE: AS SHOWN

0 20 40 60m

SCALE 1:1000 @A1

DESIGN LOT CODE:

CLIENT:

NSW GOVERNMENT | Transport for NSW

PREPARED FOR:

This drawing and the related information have been prepared by, or at the request of, Transport for NSW for a specific purpose and may not be used for any purpose other than the purpose intended by Transport for NSW.
Transport for NSW does not provide any warranties and accepts no liability arising out of the use of this drawing or any of the related information for any purpose other than the intended purpose. This drawing is protected by copyright and no part of this drawing may be reproduced in any form without the express written permission of Transport for NSW.

Stantec

LVL 9, 203 PACIFIC HWY
ST. LEONARDS, SYDNEY, NSW
TRANSPORT

DRAWN	A.RODRIGUEZ	07.02.25
DESIGNED	Y.MOHAMED	07.02.25
DRG CHECK	K.CURLEY	07.02.25
DESIGN CHECK	R.SHARIAR	07.02.25
PROJ/DES MNGR	J.FONG	07.02.25
APPROVED	A.NEWMAN	07.02.25

BLACKTOWN CITY COUNCIL

MR537 RICHMOND ROAD - M7

RICHMOND ROAD WIDENING, BETWEEN M7 & TOWNSON RD

ROAD LIGHTING

SCHEDULES

SHEET 1

DRAWING SET No: DS2024/000705	PART:	SHEET: 1 OF 4	A1
STATUS: 100% CONCEPT DESIGN	BRIDGE No:		©

DRG No.	REV	VER	EDMS No.	AMD No.
RRM7Y2T-STANA-0537-LV-DRG-000501	C	.		

POLE NO.	LUMINAIRE TYPE	X	Y	NO. OF LUMINAIRE	AEROSCREEN TYPE	TREATMENT	ORIENT(°)	TILT(°)	MOUNTING HEIGHT (M)	POLE MATERIAL	COLUMN FOUNDATION TYPE	OUTREACH LENGTH (M)	OUTREACH TYPE
46	ROADLED 165W 4K 21755	EXISTING	EXISTING	1	YES	EXISTING	EXISTING	5	10.5	GALVANISED STEEL	EXISTING	4.5	SINGLE
47	ROADLED 165W 4K 21755	EXISTING	EXISTING	1	YES	EXISTING	EXISTING	5	10.5	GALVANISED STEEL	EXISTING	4.5	SINGLE
48	ROADLED 165W 4K 21755	EXISTING	EXISTING	1	YES	EXISTING	EXISTING	5	10.5	GALVANISED STEEL	EXISTING	4.5	SINGLE
49	ROADLED 165W 4K 21755	EXISTING	EXISTING	1	YES	EXISTING	EXISTING	5	10.5	GALVANISED STEEL	EXISTING	4.5	SINGLE
50	ROADLED 165W 4K 21755	EXISTING	EXISTING	1	YES	EXISTING	EXISTING	5	10.5	GALVANISED STEEL	EXISTING	4.5	SINGLE
51	ROADLED 165W 4K 21755	EXISTING	EXISTING	1	YES	EXISTING	EXISTING	5	10.5	GALVANISED STEEL	EXISTING	4.5	SINGLE
52	ROADLED 165W 4K 21755	EXISTING	EXISTING	1	YES	EXISTING	EXISTING	5	10.5	GALVANISED STEEL	EXISTING	4.5	SINGLE
53	ROADLED 165W 4K 21755	300675.389	6265359.644	1	YES	PROPOSED	45°	5	12.0	GALVANISED STEEL	IMPACT ABSORBING	4.5	SINGLE
54	ROADLED 165W 4K 21755	300701.821	6265391.272	1	YES	PROPOSED	222°	5	12.0	GALVANISED STEEL	IMPACT ABSORBING	4.5	SINGLE
55	ROADLED 165W 4K 21755	300656.643	6265368.449	1	YES	PROPOSED	45°	5	12.0	GALVANISED STEEL	IMPACT ABSORBING	4.5	SINGLE
56	ROADLED 165W 4K 21755	300673.917	6265429.686	1	YES	PROPOSED	230°	5	12.0	GALVANISED STEEL	IMPACT ABSORBING	4.5	SINGLE
57	ROADLED 165W 4K 21755	300622.215	6265406.184	1	YES	PROPOSED	48°	5	12.0	GALVANISED STEEL	IMPACT ABSORBING	4.5	SINGLE
58	ROADLED 165W 4K 21755	300658.104	6265449.107	1	YES	PROPOSED	230°	5	12.0	GALVANISED STEEL	IMPACT ABSORBING	4.5	SINGLE
59	ROADLED 165W 4K 21755	300642.553	6265468.438	1	YES	PROPOSED	230°	5	12.0	GALVANISED STEEL	IMPACT ABSORBING	4.5	SINGLE
60	ROADLED 165W 4K 21755	300589.714	6265443.558	1	YES	PROPOSED	48°	5	12.0	GALVANISED STEEL	IMPACT ABSORBING	4.5	SINGLE
61	ROADLED 165W 4K 21755	300624.353	6265485.162	1	YES	PROPOSED	230°	5	12.0	GALVANISED STEEL	IMPACT ABSORBING	4.5	SINGLE
62	ROADLED 165W 4K 21755	300608.584	6265504.223	1	YES	PROPOSED	230°	5	12.0	GALVANISED STEEL	IMPACT ABSORBING	4.5	SINGLE
63	ROADLED 165W 4K 21755	300558.465	6265482.845	1	YES	PROPOSED	51°	5	12.0	GALVANISED STEEL	IMPACT ABSORBING	4.5	SINGLE
64	ROADLED 165W 4K 21755	300590.731	6265526.007	1	YES	PROPOSED	230°	5	12.0	GALVANISED STEEL	IMPACT ABSORBING	4.5	SINGLE
65	ROADLED 165W 4K 21755	300527.547	6265521.944	1	YES	PROPOSED	51°	5	12.0	GALVANISED STEEL	IMPACT ABSORBING	4.5	SINGLE
66	ROADLED 165W 4K 21755	300564.915	6265556.263	1	YES	PROPOSED	230°	5	12.0	GALVANISED STEEL	IMPACT ABSORBING	4.5	SINGLE
67	ROADLED 165W 4K 21755	300539.378	6265586.765	1	YES	PROPOSED	233°	5	12.0	GALVANISED STEEL	IMPACT ABSORBING	4.5	SINGLE
68	ROADLED 165W 4K 21755	300496.61	6265561.243	1	YES	PROPOSED	54°	5	12.0	GALVANISED STEEL	IMPACT ABSORBING	4.5	SINGLE
69	ROADLED 165W 4K 21755	300520.08	6265621.241	1	YES	PROPOSED	240°	5	12.0	GALVANISED STEEL	IMPACT ABSORBING	4.5	SINGLE
70	ROADLED 165W 4K 21755	300468.901	6265603.119	1	YES	PROPOSED	60°	5	12.0	GALVANISED STEEL	IMPACT ABSORBING	4.5	SINGLE
71	ROADLED 165W 4K 21755	300501.937	6265656.234	1	YES	PROPOSED	244°	5	12.0	GALVANISED STEEL	IMPACT ABSORBING	4.5	SINGLE
72	ROADLED 165W 4K 21755	300450.502	6265638.644	1	YES	PROPOSED	64°	5	12.0	GALVANISED STEEL	IMPACT ABSORBING	4.5	SINGLE
73	ROADLED 165W 4K 21755	300486.342	6265692.994	1	YES	PROPOSED	245°	5	12.0	GALVANISED STEEL	IMPACT ABSORBING	4.5	SINGLE
74	ROADLED 165W 4K 21755	300433.371	6265674.556	1	YES	PROPOSED	64°	5	12.0	GALVANISED STEEL	IMPACT ABSORBING	4.5	SINGLE
75	ROADLED 165W 4K 21755	300468.003	6265728.358	1	YES	PROPOSED	245°	5	12.0	GALVANISED STEEL	IMPACT ABSORBING	4.5	SINGLE
76	ROADLED 165W 4K 21755	300419.148	6265704.778	1	YES	PROPOSED	64°	5	12.0	GALVANISED STEEL	IMPACT ABSORBING	4.5	SINGLE
76A	ROADLED 165W 4K 21755	300398.197	6265748.271	1	YES	PROPOSED	64°	5	12.0	GALVANISED STEEL	IMPACT ABSORBING	4.5	SINGLE
77	ROADLED 165W 4K 21755	300450.525	6265764.152	1	YES	PROPOSED	243°	5	12.0	GALVANISED STEEL	IMPACT ABSORBING	4.5	SINGLE
78	ROADLED 165W 4K 21755	300390.401	6265764.509	1	YES	PROPOSED	64°	5	12.0	GALVANISED STEEL	IMPACT ABSORBING	4.5	SINGLE
79	ROADLED 165W 4K 21755	300432.188	6265799.782	1	YES	PROPOSED	238°	5	12.0	GALVANISED STEEL	IMPACT ABSORBING	4.5	SINGLE
80	ROADLED 165W 4K 21755	300360.692	6265826.994	1	YES	PROPOSED	64°	5	12.0	GALVANISED STEEL	IMPACT ABSORBING	4.5	SINGLE
81	ROADLED 165W 4K 21755	300412.924	6265834.608	1	YES	PROPOSED	240°	5	12.0	GALVANISED STEEL	IMPACT ABSORBING	4.5	SINGLE
82	ROADLED 165W 4K 21755	300339.195	6265871.957	1	YES	PROPOSED	64°	5	12.0	GALVANISED STEEL	IMPACT ABSORBING	4.5	SINGLE
83	ROADLED 165W 4K 21755	EXISTING	EXISTING	1	YES	EXISTING	EXISTING	5	10.5	GALVANISED STEEL	EXISTING	4.5	SINGLE
84	ROADLED 165W 4K 21755	300325.422	6265899.194	1	YES	PROPOSED	65°	5	12.0	GALVANISED STEEL	IMPACT ABSORBING	4.5	SINGLE
85	ROADLED 165W 4K 21755	EXISTING	EXISTING	1	YES	EXISTING	EXISTING	5	10.5	GALVANISED STEEL	EXISTING	4.5	SINGLE
86	ROADLED 165W 4K 21755	300302.252	6265952.105	1	YES	PROPOSED	69°	5	12.0	GALVANISED STEEL	IMPACT ABSORBING	4.5	SINGLE
87	ROADLED 165W 4K 21755	EXISTING	EXISTING	1	YES	EXISTING	EXISTING	5	10.5	GALVANISED STEEL	EXISTING	4.5	SINGLE
88	ROADLED 165W 4K 21755	300284.977	6266003.026	1	YES	PROPOSED	74°	5	12.0	GALVANISED STEEL	IMPACT ABSORBING	4.5	SINGLE
89	ROADLED 165W 4K 21755	EXISTING	EXISTING	1	YES	EXISTING	EXISTING	5	10.5	GALVANISED STEEL	EXISTING	4.5	SINGLE
90	ROADLED 165W 4K 21755	300272.965	6266059.907	1	YES	PROPOSED	79°	5	12.0	GALVANISED STEEL	IMPACT ABSORBING	4.5	SINGLE
91	ROADLED 165W 4K 21755	300318.223	6266066.591	1	YES	PROPOSED	260°	5	12.0	GALVANISED STEEL	IMPACT ABSORBING	4.5	SINGLE

DRAWING COLOUR CODED - PRINT ALL COPIES IN COLOUR

OFFICIAL: SENSITIVE NSW GOVERNMENT

NOT FOR CONSTRUCTION

REFERENCES:

RRM7Y2T-STANA-0537-DE-M3D-000001

RRM7Y2T-STANA-0537-SN-M2D-000001
RRM7Y2T-STANA-0537-LV-M2D-000040

QR CODE: (OPTIONAL ONLY ON APPROVED DRAWINGS)

THIS DRAWING MAY BE PREPARED IN COLOUR AND MAY BE INCOMPLETE IF COPIED.

REV	DESCRIPTION	DESIGNER INITIAL/DATE	VERIFIED INITIAL/DATE	APPROVED INITIAL/DATE
C	ISSUED FOR 100% SUBMISSION - COMMENT CLOSE OUT	YM/ 07.02.25	RS/ 07.02.25	AN/ 07.02.25
B	ISSUED FOR 100% SUBMISSION	YM/ 09.12.24	RS/ 09.12.24	AN/ 09.12.24
A	ISSUED FOR 80% SUBMISSION	YM/ 05.08.24	S.N/ 05.08.24	JF/ 05.08.24

COORDINATE SYSTEM: MGA2020 ZONE 56 GDA2020

HEIGHT DATUM: AHD

SCALE: AS SHOWN

0 20 40 60m
SCALE 1:1000 @A1

DESIGN LOT CODE:

CLIENT:

NSW GOVERNMENT | Transport for NSW

PREPARED FOR:

This drawing and the related information have been prepared by, or at the request of, Transport for NSW for a specific purpose and may not be used for any purpose other than the purpose intended by Transport for NSW.
Transport for NSW does not provide any warranties and accepts no liability arising out of the use of this drawing or any of the related information for any purpose other than the intended purpose. This drawing is protected by copyright and no part of this drawing may be reproduced in any form without the express written permission of Transport for NSW.

Stantec
LVL 9, 203 PACIFIC HWY
ST. LEONARDS, SYDNEY, NSW
TRANSPORT

DRAWN A.RODRIGUEZ 07.02.25
DESIGNED Y.MOHAMED 07.02.25
DRG CHECK K.CURLEY 07.02.25
DESIGN CHECK R.SHARIAR 07.02.25
PROJ/DES MNGR J.FONG 07.02.25
APPROVED A.NEWMAN 07.02.25

BLACKTOWN CITY COUNCIL
MR537 RICHMOND ROAD - M7
RICHMOND ROAD WIDENING, BETWEEN M7 & TOWNSON RD
ROAD LIGHTING
SCHEDULES
SHEET 2

DRAWING SET No: DS2024/000705 | PART: | SHEET: 2 OF 4 | A1
STATUS: 100% CONCEPT DESIGN | BRIDGE No: | ©

DRG No.	REV	VER	EDMS No.	AMD No.
RRM7Y2T-STANA-0537-LV-DRG-000502	C	.		

FILE NAME: RRM7Y2T-STANA-0537-LV-DRG-000502.dwg

PLOT DATE & TIME: 07/02/2025 1:04:40 PM

POLE NO.	LUMINAIRE TYPE	X	Y	NO. OF LUMINAIRE	AEROSCREEN TYPE	TREATMENT	ORIENT(°)	TILT(°)	MOUNTING HEIGHT (M)	POLE MATERIAL	COLUMN FOUNDATION TYPE	OUTREACH LENGTH (M)	OUTREACH TYPE
92	ROADLED 165W 4K 21755	300267.569	6266122.658	1	YES	PROPOSED	85°	5	12.0	GALVANISED STEEL	IMPACT ABSORBING	4.5	SINGLE
93	ROADLED 165W 4K 21755	EXISTING	EXISTING	1	YES	EXISTING	EXISTING	5	10.5	GALVANISED STEEL	EXISTING	4.5	SINGLE
94	ROADLED 165W 4K 21755	EXISTING	EXISTING	1	YES	EXISTING	EXISTING	5	10.5	GALVANISED STEEL	EXISTING	4.5	SINGLE
95	ROADLED 165W 4K 21755	EXISTING	EXISTING	1	YES	EXISTING	EXISTING	5	10.5	GALVANISED STEEL	EXISTING	4.5	SINGLE
96	ROADLED 165W 4K 21755	300259.912	6266213.302	1	YES	PROPOSED	87°	5	12.0	GALVANISED STEEL	IMPACT ABSORBING	4.5	SINGLE
97	ROADLED 165W 4K 21755	300308.767	6266215.735	1	YES	PROPOSED	267°	5	12.0	GALVANISED STEEL	IMPACT ABSORBING	4.5	SINGLE
98	ROADLED 165W 4K 21755	300257.575	6266253.248	1	YES	PROPOSED	87°	5	12.0	GALVANISED STEEL	IMPACT ABSORBING	4.5	SINGLE
99	ROADLED 165W 4K 21755	300306.421	6266255.578	1	YES	PROPOSED	267°	5	12.0	GALVANISED STEEL	IMPACT ABSORBING	4.5	SINGLE
100	ROADLED 165W 4K 21755	EXISTING	EXISTING	1	YES	EXISTING	EXISTING	5	10.5	GALVANISED STEEL	EXISTING	4.5	SINGLE
101	ROADLED 165W 4K 21755	EXISTING	EXISTING	1	YES	EXISTING	EXISTING	5	10.5	GALVANISED STEEL	EXISTING	4.5	SINGLE
102	ROADLED 165W 4K 21755	EXISTING	EXISTING	1	YES	EXISTING	EXISTING	5	10.5	GALVANISED STEEL	EXISTING	4.5	SINGLE
103	ROADLED 165W 4K 21755	EXISTING	EXISTING	1	YES	EXISTING	EXISTING	5	10.5	GALVANISED STEEL	EXISTING	4.5	SINGLE
104	ROADLED 165W 4K 21755	300255.983	6266339.032	1	YES	PROPOSED	86°	5	12.0	GALVANISED STEEL	IMPACT ABSORBING	4.5	SINGLE
105	ROADLED 165W 4K 21755	EXISTING	EXISTING	1	YES	EXISTING	EXISTING	5	10.5	GALVANISED STEEL	EXISTING	4.5	SINGLE
106	ROADLED 165W 4K 21755	300227.601	6266331.419m	1	YES	PROPOSED	360°	5	12.0	GALVANISED STEEL	IMPACT ABSORBING	4.5	SINGLE
107	ROADLED 165W 4K 21755	EXISTING	EXISTING	1	YES	EXISTING	EXISTING	5	10.5	GALVANISED STEEL	EXISTING	4.5	SINGLE
108	ROADLED 165W 4K 21755	EXISTING	EXISTING	1	YES	EXISTING	EXISTING	5	10.5	GALVANISED STEEL	EXISTING	4.5	SINGLE
109	ROADLED 165W 4K 21755	EXISTING	EXISTING	1	YES	EXISTING	EXISTING	5	10.5	GALVANISED STEEL	EXISTING	4.5	SINGLE
110	ROADLED 165W 4K 21755	EXISTING	EXISTING	1	YES	EXISTING	EXISTING	5	10.5	GALVANISED STEEL	EXISTING	4.5	SINGLE
111	ROADLED 165W 4K 21755	EXISTING	EXISTING	1	YES	EXISTING	EXISTING	5	10.5	GALVANISED STEEL	EXISTING	4.5	SINGLE
112	ROADLED 165W 4K 21755	EXISTING	EXISTING	1	YES	EXISTING	EXISTING	5	10.5	GALVANISED STEEL	EXISTING	4.5	SINGLE
113	ROADLED 165W 4K 21755	300298.861	6266379.884	1	YES	PROPOSED	267°	5	12.0	GALVANISED STEEL	IMPACT ABSORBING	4.5	SINGLE
114	ROADLED 165W 4K 21755	EXISTING	EXISTING	1	YES	EXISTING	EXISTING	5	10.5	GALVANISED STEEL	EXISTING	4.5	SINGLE
115	ROADLED 165W 4K 21755	EXISTING	EXISTING	1	YES	EXISTING	EXISTING	5	10.5	GALVANISED STEEL	EXISTING	4.5	SINGLE
116	ROADLED 165W 4K 21755	EXISTING	EXISTING	1	YES	EXISTING	EXISTING	5	10.5	GALVANISED STEEL	EXISTING	4.5	SINGLE
117	ROADLED 165W 4K 21755	EXISTING	EXISTING	1	YES	EXISTING	EXISTING	5	10.5	GALVANISED STEEL	EXISTING	4.5	SINGLE
118	ROADLED 165W 4K 21755	EXISTING	EXISTING	1	YES	EXISTING	EXISTING	5	10.5	GALVANISED STEEL	EXISTING	4.5	SINGLE
119	ROADLED 165W 4K 21755	EXISTING	EXISTING	1	YES	EXISTING	EXISTING	5	10.5	GALVANISED STEEL	EXISTING	4.5	SINGLE
120	ROADLED 165W 4K 21755	EXISTING	EXISTING	1	YES	EXISTING	EXISTING	5	10.5	GALVANISED STEEL	EXISTING	4.5	SINGLE
121	ROADLED 165W 4K 21755	EXISTING	EXISTING	1	YES	EXISTING	EXISTING	5	10.5	GALVANISED STEEL	EXISTING	4.5	SINGLE
122	ROADLED 165W 4K 21755	EXISTING	EXISTING	1	YES	EXISTING	EXISTING	5	10.5	GALVANISED STEEL	EXISTING	4.5	SINGLE
123	ROADLED 165W 4K 21755	300288.003	6266596.85	1	YES	PROPOSED	266°	5	12.0	GALVANISED STEEL	IMPACT ABSORBING	4.5	SINGLE
124	ROADLED 165W 4K 21755	300240.662	6266595.106	1	YES	PROPOSED	86°	5	12.0	GALVANISED STEEL	IMPACT ABSORBING	4.5	SINGLE
125	ROADLED 165W 4K 21755	300283.763	6266645.767	1	YES	PROPOSED	266°	5	12.0	GALVANISED STEEL	IMPACT ABSORBING	4.5	SINGLE
126	ROADLED 165W 4K 21755	300237.738	6266643.237	1	YES	PROPOSED	86°	5	12.0	GALVANISED STEEL	IMPACT ABSORBING	4.5	SINGLE
127	ROADLED 165W 4K 21755	300281.377	6266710.747	1	YES	PROPOSED	266°	5	12.0	GALVANISED STEEL	IMPACT ABSORBING	4.5	SINGLE
128	ROADLED 165W 4K 21755	300234.25	6266708.151	1	YES	PROPOSED	86°	5	12.0	GALVANISED STEEL	IMPACT ABSORBING	4.5	SINGLE
129	ROADLED 165W 4K 21755	300276.598	6266775.563	1	YES	PROPOSED	266°	5	12.0	GALVANISED STEEL	IMPACT ABSORBING	4.5	SINGLE
130	ROADLED 165W 4K 21755	300230.467	6266773.035	1	YES	PROPOSED	86°	5	12.0	GALVANISED STEEL	IMPACT ABSORBING	4.5	SINGLE
131	ROADLED 165W 4K 21755	EXISTING	EXISTING	1	YES	EXISTING	EXISTING	5	10.5	GALVANISED STEEL	EXISTING	4.5	SINGLE
132	ROADLED 165W 4K 21755	EXISTING	EXISTING	1	YES	EXISTING	EXISTING	5	10.5	GALVANISED STEEL	EXISTING	4.5	SINGLE
133	ROADLED 165W 4K 21755	EXISTING	EXISTING	1	YES	EXISTING	EXISTING	5	10.5	GALVANISED STEEL	EXISTING	4.5	SINGLE
134	ROADLED 165W 4K 21755	EXISTING	EXISTING	1	YES	EXISTING	EXISTING	5	10.5	GALVANISED STEEL	EXISTING	4.5	SINGLE
135	ROADLED 165W 4K 21755	EXISTING	EXISTING	1	YES	EXISTING	EXISTING	5	10.5	GALVANISED STEEL	EXISTING	4.5	SINGLE
136	ROADLED 165W 4K 21755	EXISTING	EXISTING	1	YES	EXISTING	EXISTING	5	10.5	GALVANISED STEEL	EXISTING	4.5	SINGLE
137	ROADLED 165W 4K 21755	EXISTING	EXISTING	1	YES	EXISTING	EXISTING	5	10.5	GALVANISED STEEL	EXISTING	4.5	SINGLE
138	ROADLED 165W 4K 21755	EXISTING	EXISTING	1	YES	EXISTING	EXISTING	5	10.5	GALVANISED STEEL	EXISTING	4.5	SINGLE

DRAWING COLOUR CODED - PRINT ALL COPIES IN COLOUR

OFFICIAL: SENSITIVE NSW GOVERNMENT

NOT FOR CONSTRUCTION

FILE NAME: RRM7Y2T-STANA-0537-LV-DRG-000503.dwg

PLOT DATE & TIME: 07/02/2025 1:04:44 PM

REFERENCES:

RRM7Y2T-STANA-0537-DE-M3D-000001

RRM7Y2T-STANA-0537-GN-MXD-000001
RRM7Y2T-STANA-0537-LV-MXD-000040

QR CODE (OPTIONAL ONLY ON APPROVED DRAWINGS)

THIS DRAWING MAY BE PREPARED IN COLOUR AND MAY BE INCOMPLETE IF COPIED.

REV	DESCRIPTION	DESIGNER INITIAL/DATE	VERIFIED INITIAL/DATE	APPROVED INITIAL/DATE
C	ISSUED FOR 100% SUBMISSION - COMMENT CLOSE OUT	YM/ 07.02.25	RS/ 07.02.25	AN/ 07.02.25
B	ISSUED FOR 100% SUBMISSION	YM/ 09.12.24	RS/ 09.12.24	AN/ 09.12.24
A	ISSUED FOR 80% SUBMISSION	YM/ 05.08.24	S.N/ 05.08.24	JF/ 05.08.24

COORDINATE SYSTEM: MGA2020 ZONE 56 GDA2020

HEIGHT DATUM: AHD

SCALE: AS SHOWN

0 20 40 60m

SCALE 1:1000 @A1

DESIGN LOT CODE:

CLIENT:

NSW GOVERNMENT | Transport for NSW

PREPARED FOR:

This drawing and the related information have been prepared by, or at the request of, Transport for NSW for a specific purpose and may not be used for any purpose other than the purpose intended by Transport for NSW.
Transport for NSW does not provide any warranties and accepts no liability arising out of the use of this drawing or any of the related information for any purpose other than the intended purpose. This drawing is protected by copyright and no part of this drawing may be reproduced in any form without the express written permission of Transport for NSW.

Stantec

LVL 9, 203 PACIFIC HWY
ST. LEONARDS, SYDNEY, NSW
TRANSPORT

DRAWN	A.RODRIGUEZ	07.02.25
DESIGNED	Y.MOHAMED	07.02.25
DRG CHECK	K.CURLEY	07.02.25
DESIGN CHECK	R.SHARIAR	07.02.25
PROJ/DES MNGR	J.FONG	07.02.25
APPROVED	A.NEWMAN	07.02.25

BLACKTOWN CITY COUNCIL

MR537 RICHMOND ROAD - M7

RICHMOND ROAD WIDENING, BETWEEN M7 & TOWNSON RD

ROAD LIGHTING

SCHEDULES

SHEET 3

DRAWING SET No: DS2024/000705	PART:	SHEET: 3 OF 4	A1
STATUS: 100% CONCEPT DESIGN	BRIDGE No:		©

DRG No.	REV	VER	EDMS No.	AMD No.
RRM7Y2T-STANA-0537-LV-DRG-000503	C	.		

POLE NO.	LUMINAIRE TYPE	X	Y	NO. OF LUMINAIRE	AEROSCREEN TYPE	TREATMENT	ORIENT(°)	TILT(°)	MOUNTING HEIGHT (M)	POLE MATERIAL	COLUMN FOUNDATION TYPE	OUTREACH LENGTH (M)	OUTREACH TYPE
139	ROADLED 165W 4K 21755	EXISTING	EXISTING	1	YES	EXISTING	EXISTING	5	10.5	GALVANISED STEEL	EXISTING	4.5	SINGLE
140	ROADLED 165W 4K 21755	EXISTING	EXISTING	1	YES	EXISTING	EXISTING	5	10.5	GALVANISED STEEL	EXISTING	4.5	SINGLE
141	ROADLED 165W 4K 21755	300214.514	6267046.726	1	YES	PROPOSED	82°	5	12.0	GALVANISED STEEL	IMPACT ABSORBING	4.5	SINGLE
142	ROADLED 165W 4K 21755	EXISTING	EXISTING	1	YES	EXISTING	EXISTING	5	10.5	GALVANISED STEEL	EXISTING	4.5	SINGLE
143	ROADLED 165W 4K 21755	300193.19	6267083.878	1	YES	PROPOSED	152°	5	12.0	GALVANISED STEEL	IMPACT ABSORBING	4.5	SINGLE
144	ROADLED 165W 4K 21755	300258.759	6267081.401	1	YES	PROPOSED	263°	5	12.0	GALVANISED STEEL	IMPACT ABSORBING	4.5	SINGLE
145	ROADLED 165W 4K 21755	EXISTING	EXISTING	1	YES	EXISTING	EXISTING	5	10.5	GALVANISED STEEL	EXISTING	4.5	SINGLE
146	ROADLED 165W 4K 21755	EXISTING	EXISTING	1	YES	EXISTING	EXISTING	5	10.5	GALVANISED STEEL	EXISTING	4.5	SINGLE
147	ROADLED 165W 4K 21755	EXISTING	EXISTING	1	YES	EXISTING	EXISTING	5	10.5	GALVANISED STEEL	EXISTING	4.5	SINGLE
148	ROADLED 165W 4K 21755	EXISTING	EXISTING	1	YES	EXISTING	EXISTING	5	10.5	GALVANISED STEEL	EXISTING	4.5	SINGLE
149	ROADLED 165W 4K 21755	EXISTING	EXISTING	1	YES	EXISTING	EXISTING	5	10.5	GALVANISED STEEL	EXISTING	4.5	SINGLE
150	ROADLED 165W 4K 21755	EXISTING	EXISTING	1	YES	EXISTING	EXISTING	5	10.5	GALVANISED STEEL	EXISTING	4.5	SINGLE
151	ROADLED 165W 4K 21755	300178.379	6267227.388	1	YES	PROPOSED	75°	5	12.0	GALVANISED STEEL	IMPACT ABSORBING	4.5	SINGLE
152	ROADLED 165W 4K 21755	EXISTING	EXISTING	1	YES	EXISTING	EXISTING	5	10.5	GALVANISED STEEL	EXISTING	4.5	SINGLE
153	ROADLED 165W 4K 21755	300167.523	6267266.399	1	YES	PROPOSED	75°	5	12.0	GALVANISED STEEL	IMPACT ABSORBING	4.5	SINGLE
154	ROADLED 165W 4K 21755	EXISTING	EXISTING	1	YES	EXISTING	EXISTING	5	10.5	GALVANISED STEEL	EXISTING	4.5	SINGLE
155	ROADLED 165W 4K 21755	EXISTING	EXISTING	1	YES	EXISTING	EXISTING	5	10.5	GALVANISED STEEL	EXISTING	4.5	SINGLE
156	ROADLED 165W 4K 21755	EXISTING	EXISTING	1	YES	EXISTING	EXISTING	5	10.5	GALVANISED STEEL	EXISTING	4.5	SINGLE
157	ROADLED 165W 4K 21755	EXISTING	EXISTING	1	YES	EXISTING	EXISTING	5	10.5	GALVANISED STEEL	EXISTING	4.5	SINGLE
158	ROADLED 165W 4K 21755	300172.755	6267071.116	1	YES	PROPOSED	152°	5	12.0	GALVANISED STEEL	IMPACT ABSORBING	4.5	SINGLE
159	ROADLED 165W 4K 21755	EXISTING	EXISTING	1	YES	EXISTING	EXISTING	5	10.5	GALVANISED STEEL	EXISTING	4.5	SINGLE
160	ROADLED 165W 4K 21755	EXISTING	EXISTING	1	YES	EXISTING	EXISTING	5	10.5	GALVANISED STEEL	EXISTING	4.5	SINGLE
161	ROADLED 165W 4K 21755	EXISTING	EXISTING	1	YES	EXISTING	EXISTING	5	10.5	GALVANISED STEEL	EXISTING	4.5	SINGLE
162	ROADLED 165W 4K 21755	EXISTING	EXISTING	1	YES	EXISTING	EXISTING	5	10.5	GALVANISED STEEL	EXISTING	4.5	SINGLE
163	ROADLED 165W 4K 21755	EXISTING	EXISTING	1	YES	EXISTING	EXISTING	5	10.5	GALVANISED STEEL	EXISTING	4.5	SINGLE
164	ROADLED 165W 4K 21755	EXISTING	EXISTING	1	YES	EXISTING	EXISTING	5	10.5	GALVANISED STEEL	EXISTING	4.5	SINGLE
165	ROADLED 165W 4K 21755	EXISTING	EXISTING	1	YES	EXISTING	EXISTING	5	10.5	GALVANISED STEEL	EXISTING	4.5	SINGLE
166	ROADLED 165W 4K 21755	EXISTING	EXISTING	1	YES	EXISTING	EXISTING	5	10.5	GALVANISED STEEL	EXISTING	4.5	SINGLE
167	ROADLED 165W 4K 21755	EXISTING	EXISTING	1	YES	EXISTING	EXISTING	5	10.5	GALVANISED STEEL	EXISTING	4.5	SINGLE
168	ROADLED 165W 4K 21755	300364.061	6267071.998	1	YES	PROPOSED	348°	5	10.5	GALVANISED STEEL	IMPACT ABSORBING	4.5	SINGLE
169	ROADLED 165W 4K 21755	300668.082	6265198.552	1	YES	PROPOSED	274°	5	10.5	GALVANISED STEEL	IMPACT ABSORBING	3.0	SINGLE
170	ROADLED 165W 4K 21756	300671.856	6265242.889	1	YES	PROPOSED	273°	5	10.5	GALVANISED STEEL	IMPACT ABSORBING	3.0	SINGLE
171	ROADLED 165W 4K 21757	300670.329	6265288.256	1	YES	PROPOSED	265°	5	14.5 (TBC BASED ON FLYOVER ELEVATION)	GALVANISED STEEL	BARRIER MOUNTED	3.0	SINGLE
172	ROADLED 165W 4K 21758	300662.195	6265341.483	1	YES	PROPOSED	256°	5	16.5 (TBC BASED ON FLYOVER ELEVATION)	GALVANISED STEEL	BARRIER MOUNTED	3.0	SINGLE
173	ROADLED 165W 4K 21759	300647.187	6265390.225m	1	YES	PROPOSED	248°	5	16.5 (TBC BASED ON FLYOVER ELEVATION)	GALVANISED STEEL	BARRIER MOUNTED	3.0	SINGLE
174	ROADLED 165W 4K 21760	300625.469	6265436.324m	1	YES	PROPOSED	240°	5	16.5 (TBC BASED ON FLYOVER ELEVATION)	GALVANISED STEEL	BARRIER MOUNTED	3.0	SINGLE
175	ROADLED 165W 4K 21761	300597.15	6265478.722	1	YES	PROPOSED	232°	5	16.5 (TBC BASED ON FLYOVER ELEVATION)	GALVANISED STEEL	BARRIER MOUNTED	3.0	SINGLE
176	ROADLED 165W 4K 21762	300575.632	6265506.527	1	YES	PROPOSED	228°	5	16.5 (TBC BASED ON FLYOVER ELEVATION)	GALVANISED STEEL	BARRIER MOUNTED	3.0	SINGLE
177	ROADLED 165W 4K 21763	300553.858	6265533.858	1	YES	PROPOSED	230°	5	16.5 (TBC BASED ON FLYOVER ELEVATION)	GALVANISED STEEL	BARRIER MOUNTED	3.0	SINGLE

DRAWING COLOUR CODED - PRINT ALL COPIES IN COLOUR

OFFICIAL: SENSITIVE NSW GOVERNMENT

NOT FOR CONSTRUCTION

FILE NAME: RRM7Y2T-STANA-0537-LV-DRG-000504.dwg

PLOT DATE & TIME: 07/02/2025 1:02:47 PM

REFERENCES:

RRM7Y2T-STANA-0537-DE-M3D-000001

QR CODE (OPTIONAL ONLY ON APPROVED DRAWINGS)

RRM7Y2T-STANA-0537-GN-M2D-000001
RRM7Y2T-STANA-0537-LV-M3D-000040

THIS DRAWING MAY BE PREPARED IN COLOUR AND MAY BE INCOMPLETE IF COPIED.

REV	DESCRIPTION	DESIGNER INITIAL/DATE	VERIFIED INITIAL/DATE	APPROVED INITIAL/DATE
C	ISSUED FOR 100% SUBMISSION - COMMENT CLOSE OUT	YM/ 07.02.25	RS/ 07.02.25	AN/ 07.02.25
B	ISSUED FOR 100% SUBMISSION	YM/ 09.12.24	RS/ 09.12.24	AN/ 09.12.24
A	ISSUED FOR 80% SUBMISSION	YM/ 05.08.24	S.N/ 05.08.24	JF/ 05.08.24

COORDINATE SYSTEM: MGA2020 ZONE 56 GDA2020

HEIGHT DATUM: AHD

SCALE: AS SHOWN

0 20 40 60m

SCALE 1:1000 @A1

DESIGN LOT CODE:

CLIENT:

NSW GOVERNMENT | Transport for NSW

PREPARED FOR:

This drawing and the related information have been prepared by, or at the request of, Transport for NSW for a specific purpose and may not be used for any purpose other than the purpose intended by Transport for NSW.
Transport for NSW does not provide any warranties and accepts no liability arising out of the use of this drawing or any of the related information for any purpose other than the intended purpose. This drawing is protected by copyright and no part of this drawing may be reproduced in any form without the express written permission of Transport for NSW.

Stantec

LVL 9, 203 PACIFIC HWY
ST. LEONARDS, SYDNEY, NSW
TRANSPORT

DRAWN	A.RODRIGUEZ	07.02.25
DESIGNED	Y.MOHAMED	07.02.25
DRG CHECK	K.CURLEY	07.02.25
DESIGN CHECK	R.SHARIAR	07.02.25
PROJ/DES MNGR	J.FONG	07.02.25
APPROVED	A.NEWMAN	07.02.25

BLACKTOWN CITY COUNCIL

MR537 RICHMOND ROAD - M7
RICHMOND ROAD WIDENING, BETWEEN M7 & TOWNSON RD
ROAD LIGHTING
SCHEDULES
SHEET 4

DRAWING SET No: DS2024/000705	PART:	SHEET: 4 OF 4	A1
STATUS: 100% CONCEPT DESIGN	BRIDGE No:		©

DRG No.	REV	VER	EDMS No.	AMD No.
RRM7Y2T-STANA-0537-LV-DRG-000504	C	.		